

LED-Warrior1 1



Code Mercenaries

Power Supply for IEC62386 Bus

1. Features

- Power supply for IEC62386 bus
- 24 V DC input
- Current limited output, typ. 230 mA
- Bus status LED
- Short circuit tolerant
- Available as PCB module or DIN rail module

1.1 Variants

LED-Warrior11 is available as a bare PCB module or in a DIN rail mountable enclosure

1.2 LW11-MOD

The LW11-MOD is a ready to use module for low cost applications where the unit can be mounted inside of an enclosure.

1.3 LW11-02MOD

LW11-02MOD is a ready to use module with screw terminals, a fuse, and reverse input voltage protection.

1.4 LW11-DR


The LW11-DR is a DIN rail mountable unit that has internal protection against reversed input voltage and a fuse for safe shutdown in case of a failure.

2. Functional overview


LED-Warrior11 converts 24 V DC into the current limited power supply for a IEC62386 bus.

By using the easily available 24 V DC as input it reduces the cost for the power supply significantly compared to standard solutions.

3. External Connections



LW11-MOD



LW11-02MOD



LW11-DR

Connections are labeled on the PCBs for the modules.

LED-Warrior1 1

+24 V

Positive power supply input. Connect a stabilized 24 V DC source here.

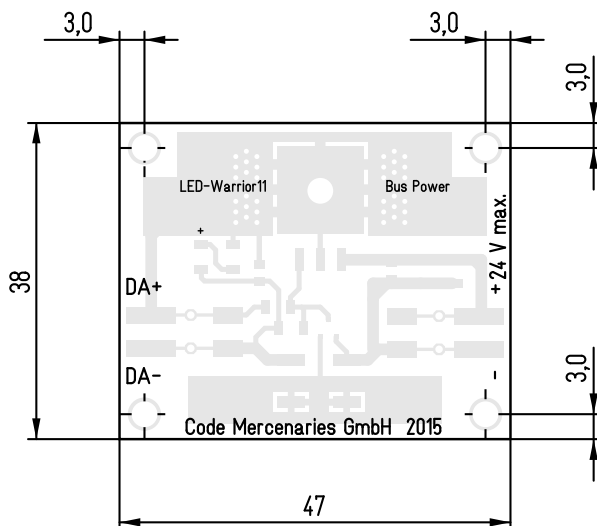
0V / -

Supply voltage negative input.

DA+ / DA-

Bus power outputs. Connect the IEC62386 bus here. Polarity is for information only. Normally it does not need to be observed on the IEC62386 bus. IEC62386 devices should be polarity independent and there must be only a single IEC62386 power supply connected to a IEC62386 bus.

3.1 Mechanical dimensions (LW11-MOD)



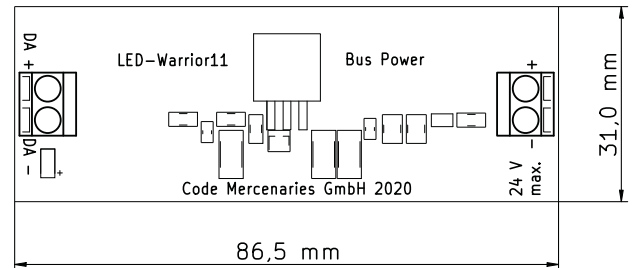
Dimensions in mm

Height at thickest point: < 6,5 mm

Tolerances:

Outer contour: ± 0.2 mm

3.2 Mechanical dimensions (LW11-02MOD)



Dimensions in mm

Height at thickest point: < 17,5 mm

Tolerances:

Outer contour: ± 0.2 mm

3.3 Mechanical dimensions (LW11-DR)

36 x 90 x 56 mm (98 mm total length including the rail mounting clips).

LED-Warrior1 1

4. Absolute maximum ratings

Supply voltage (Vcc relative to GND): -0.5V to +30V
 Input current: 500mA
 Storage temperature: -55°C to +100°C
 ESD: 2000V human body model

Absolute maximum ratings must not be exceeded or permanent damage to the LED-Warrior11 may result.

4.1 Operating specifications

Supply voltage (Vcc relative to GND): 24V ±10%
 Operating temperature: -20°C to +65°C
 Supply current: 300mA max.
 Output voltage: 18 V typ.
 Output current maximum: 230 mA typ.

LED-Warrior1 1

5. Ordering information

Partname	Order Code	Package	MOQ	Description
LED-Warrior11-MOD	LW11-MOD	PCB	1	IEC62386 power supply module
LED-Warrior11-02MOD	LW11-02MOD	PCB	1	IEC62386 power supply module
LED-Warrior11-DR	LW11-DR	DIN rail	1	IEC62386 power supply DIN rail package

5.1 Packaging info

The LW11-MOD modules are packaged bulk in antistatic bags.

LW11-DR are packaged individually in cardboard boxes including installation instructions in German and English

5.2 FCC / CE

LED-Warrior11-DR is FCC and CE compliant.

The LED-Warrior11-MOD and LED-Warrior11-02MOD are sold as a modules to be integrated into a device. As such they can not be FCC or CE approved separately.

Code Mercenaries has exerted greatest care in designing this module to minimize RF emission and assure safe and stable operation. Though the use of proper cable materials and correct integration into a device is crucial to assure product safety and interference free operation.

The integrator who assembles the module into a device has to take care for appropriate construction and testing.

Legal Stuff

This document is ©1999-2024 by Code Mercenaries.

The information contained herein is subject to change without notice. Code Mercenaries makes no claims as to the completeness or correctness of the information contained in this document.

Code Mercenaries assumes no responsibility for the use of any circuitry other than circuitry embodied in a Code Mercenaries product. Nor does it convey or imply any license under patent or other rights.

Code Mercenaries products may not be used in any medical apparatus or other technical products that are critical for the functioning of lifesaving or supporting systems. We define these systems as such that in the case of failure may lead to the death or injury of a person. Incorporation in such a system requires the explicit written permission of the president of Code Mercenaries.

Trademarks used in this document are properties of their respective owners.

Code Mercenaries
 Hard- und Software GmbH
 Karl-Marx-Str. 147a
 12529 Schönefeld
 Germany
 Tel: +49-3379-20509-20
 Mail: support@codemerces.com
 Web: www.codemerces.com

HRB 9868 CB
 Geschäftsführer: Guido Körber, Christian Lucht

WEEE DE51974060